


MATERIALIEN.


SITZKONZEPTE 

KUNSTLEDER Medi B1

Zusammensetzung: 83,12 % PVC, 16,88 % Polyester Gewicht: 770 g/m² Breite: 137 cm Scheuerfestigkeit: Martindale ≥ 800.000
Eigenschaften: schwerentflammbar (DIN 4102 B1 + EN 1021 part 1+2 + ÖNORM B3825 + ÖNORM A3800-1, Q1)



TITAN
1716848




TERRACOTTA
1716886




TAUPE
1716893



SUMATRA
1716879



SISAL
1716916



SEAPORT
1716787




SCHWARZ
1716909




SAFRAN
1716954



ROT
1716947




PLATIN
1716985




PERLE
1717018




ORANGE
1717001




OLIVE
1716992




NECTARINE
1717049




MUSHROOM
1717032




MOSS
1717025




MOCCA
1717070



MARINE
1717094




LIMONE
1717078




LICHTGRAU
1716770



LEINEN
1716756



LAUREL
1717131



AUSTER
1717287



APFEL
1717261

